

**INDO GLOBAL SOCIAL SERVICE SOCIETY**  
 (A SOCIETY REGISTERED UNDER THE SOCIETIES REGISTRATION ACT, 1860)  
**BALANCE SHEET AS AT 31.03.2012 (Foreign Contribution)**

PARTICULARS	SCHE- DULE		31/03/2012 (Rs.)		31/03/2011 (Rs.)
<b>SOURCES OF FUNDS</b>					
IGSSS Funds	1		47,871,584.94		44,407,691.43
FC-Programme Funds	2		17,872,257.93		19,332,116.84
<b>TOTAL RS.</b>			<b>65,743,842.87</b>		<b>63,739,808.27</b>
<b>APPLICATION OF FUNDS</b>					
Fixed Assets (At Cost)	3			29,740,394.06	
Gross Block FC		30,114,119.26	10,112,807.02	<u>18,695,636.99</u>	11,044,757.07
Less: Accumulated Depreciation		<u>20,001,312.24</u>			
Investments	4		46,406,076.44		34,775,608.44
<b>CURRENT ASSETS, LOANS &amp; ADVANCES</b>					
Cash and Bank Balances	5	8,411,114.26		17,180,973.81	
Loans & Advances	6	899,321.15		<u>762,045.95</u>	
Less:		<u>9,310,435.41</u>		17,943,019.76	
<b>CURRENT LIABILITIES &amp; PROVISIONS</b>					
Current Liabilities		<u>85,476.00</u>	9,224,959.41	<u>23,577.00</u>	17,919,442.76
<b>TOTAL RS.</b>			<b>65,743,842.87</b>		<b>63,739,808.27</b>

As per our Certificate to FC -6 attached

For Pinto M.P. & Associates  
 Chartered Accountants  
 Firm regn. No.006002N

*(Signature)*

(Martin P. Pinto F.C.A)  
 Partner  
 Membership No.085006




Place: New Delhi

Date: 23 AUG 2012

*(Signature)*  
 MANAGER (F&A):

*(Signature)*  
 EXECUTIVE DIRECTOR:




**INDO GLOBAL SOCIAL SERVICE SOCIETY**  
(A SOCIETY REGISTERED UNDER THE SOCIETIES REGISTRATION ACT, 1860)

**INCOME & EXPENDITURE ACCOUNT FOR THE YEAR ENDED 31ST MARCH 2012 (Foreign Contribution)**


PARTICULARS	SCHEDULE	AS ON 31/03/2012	AS ON 31/03/2011
<b>INCOME</b>			
Administrative Cost Recovered		4,105,716.69	7,666,857.11
Miscellaneous Receipts		45,064.00	40,368.00
Sale Proceeds of assets		21,647.00	1,044,141.00
Profit on sale of assets		97,474.60	
Contribution received		-	65,608.16
Dividend from mutual funds		69,883.15	108,104.70
Profit on redemption of mutual funds		-	700,827.56
<b>Total</b>		<b>4,339,785.44</b>	<b>9,625,906.53</b>
<b>EXPENDITURE</b>			
Personnel Costs	7	3,833,001.00	3,446,791.00
Travel Costs	8	217,961.50	520,184.70
Administrative Overheads	9	375,516.36	1,429,789.84
HRD Costs	10	7,250.00	2,190.00
IGSSS Project Fund Expenses	11	871,722.00	852,677.50
Depreciation	3	175,209.62	257,980.28
Excess of expenditure over income Transferred to Appropriation account		(1,140,875.04)	3,116,293.21
<b>Total</b>		<b>4,339,785.44</b>	<b>9,625,906.53</b>
<b>APPROPRIATION ACCOUNT</b>			
Excess of expenditure over income B/D		(1,140,875.04)	3,116,293.21
Less: Transferred to:			
Reserve fund for administrative expenses		(570,437.00)	1,558,147.00
Reserve fund for project/programme		(570,438.04)	1,558,146.21
<b>Balance C/O</b>		<b>-</b>	<b>-</b>

As per our Certificate to FC -6 attached



MANAGER (F&A):

our report of even date attached  
For Pinto, M.P. & Associates  
Chartered Accountants  
Firm regn. No.006002N  
NEW DELHI  
(Martin P. Pinto F.C.A)  
Partner  
Membership No.085006



EXECUTIVE DIRECTOR:

Place: New Delhi

Date: 23/03/12



**INDO GLOBAL SOCIAL SERVICE SOCIETY**  
(A SOCIETY REGISTERED UNDER THE SOCIETIES REGISTRATION ACT, 1860)  
**RECEIPTS & PAYMENTS ACCOUNT FOR THE YEAR ENDED 31ST MARCH 2012 (Foreign Contribution)**

PARTICULARS	AMOUNT	AS ON 31/03/2012	AMOUNT	AS ON 31/03/2011
<b>RECEIPTS</b>				
<b>OPENING BALANCES:</b>				
Cash & Bank	17,180,973.81		7,147,151.43	
Investments	34,775,608.44		17,423,556.89	
Advances	738,468.95	52,695,051.20	154,296.78	24,725,005.10
<b>FCRA Funds</b>				
Misereor Funds	96,134,277.00		140,234,860.00	
Welthungerhilfe Funds	5,348,565.22		7,140,321.49	
KFO Funds	1,370,987.87		1,375,835.57	
DCA Funds	9,393,410.09		2,910,870.75	
SKN	527,200.00		798,525.00	
EU Project			3,884,831.97	
Save the Children			8,126,320.42	
Caritas Italiana project	1,942,800.00			
Caritas India Project			500,000.00	
Ford Foundation Funds	3,751,274.00			
Label Step Funds	754,021.40			
		119,222,535.58		164,971,565.20
Refund of Donation(FCRA)		690,128.00		2,010,118.49
Sale of assets		446,113.00		1,044,141.00
Redemption/profit of mutual fund				2,046,128.71
Miscellaneous receipts		45,064.00		40,368.00
Donations		-		65,608.16
Dividend from mutual fund		69,883.15		108,104.70
Special general reserve				5,000.00
<b>Interest Received</b>				
Savings Bank Account(F.C.)	1,761,345.39		1,255,140.12	
Fixed Deposits (FC)	891,987.89			
From Project A/c.(F.C.)	11,255.00	2,664,588.28	22,535.00	1,277,675.12
<b>Total</b>		<b>175,833,363.21</b>		<b>196,293,714.48</b>
<b>PAYMENTS</b>				
Misereor Funds	95,603,838.23		118,317,339.59	
Welthungerhilfe Funds	6,097,489.39		5,925,274.34	
KFO Smile	1,255,676.71		1,181,274.00	
Homeless (Eden Foundation fund)			132,169.41	
SKN / Cordaid	403,157.01		122,834.00	
Save the Children Funds	8,571,867.00		1,965,899.00	
Save the Children			5,961,052.00	
IGSSS EMERGENCY / RELIEF FUND	151,302.00		418,418.00	
IGSSS Project Fund Expenses	616,000.00			
IGSSS Udaipur child rights project	228,910.00		434,259.50	
EU Project	2,157,741.00		1,534,178.00	
Caritas Italiana project	810,301.78		500,000.00	
Ford Foundation Project	281,190.38			
Label Step Project	188,890.00			
IGSSS Leave encashment fund	124,114.00	116,490,477.50		136,492,697.84
Addition to Fixed Assets		1,250,549.00		1,673,072.00
<b>Total C/F</b>		<b>117,741,026.50</b>		<b>138,165,769.84</b>





*[Handwritten Signature]*

Total B/F		117,741,026.50		138,165,769.84
<b>Working Expenses</b>				
Personnel	1,860,573.00		3,446,791.00	
Travel	217,961.50		520,184.70	
Administrative Overheads	375,516.36		1,463,727.74	
FD Costs	7,250.00	2,461,300.86	2,190.00	5,432,893.44
<b>CLOSING BALANCES:</b>				
Cash & Bank	8,411,114.26		17,180,973.81	
Investments & Fixed Deposits	46,406,076.44		34,775,608.44	
Advances	813,845.15	55,631,035.85	738,468.95	52,695,051.20
<b>Total</b>		<b>175,833,363.21</b>		<b>196,293,714.48</b>

As per our Certificate to FC -6 attached


For Pinto M.P. & Associates  
Chartered Accountants  
Firm regn. No.006002N

  
(Martin P. Pinto F.C.A.)  
Partner  
Membership No.085006





MANAGER (F&A):



EXECUTIVE DIRECTOR:

Place: New Delhi

Date: 23 AUG 2012



**INDO GLOBAL SOCIAL SERVICE SOCIETY**  
(A SOCIETY REGISTERED UNDER THE SOCIETIES REGISTRATION ACT, 1860)  
**SCHEDULES 1-12 TO AND FORMING A PART OF THE BALANCE SHEET AND INCOME & EXPENDITURE**  
**ACCOUNT AS FOR THE YEAR ENDED 31/03/2012 (Foreign Contribution)**

PARTICULARS	As on 31.03.2012 (RS.)	As on 31.03.2011 (Rs.)
<b>SCHEDULE - 1 - IGSSS FUNDS</b>		
Corpus Fund - Secretariat Expenses	19,553,757.93	18,525,185.93
Reserve Funds for Secretariat Exp.(FCRA)	15,127,435.00	15,103,046.15
IGSSS gratuity fund	2,998,853.70	402,942.50
IGSSS Leave encashment fund	430,427.10	216,834.00
Special General Reserve	507,742.95	476,565.56
Other Funds - Working Fund Capital(FCRA)	9,212,368.26	9,642,117.29
Other Funds - Fund for Deposits of Projects	41,000.00	41,000.00
<b>Total Rs.</b>	<b>47,871,584.94</b>	<b>44,407,691.43</b>
<b>SCHEDULE - 2 - FC PROGRAMME FUNDS</b>		
Misereor Funds	10,497,252.90	12,257,102.43
KFO Funds	366,106.35	319,115.19
Welthungerhilfe funds	954,956.24	2,283,471.41
SKN Funds	216,561.00	1,107,535.00
BHILS/API	318,470.00	305,139.00
EU Projects	(564,170.03)	2,362,913.97
Save The Children	(21,337.91)	(21,337.91)
Caritas Italiana	989,063.22	
Dan Church Aid Fund	1,115,868.84	718,177.75
Ford Foundation project	3,478,065.62	
Label Step Project	521,421.70	
<b>Total Rs.</b>	<b>17,872,257.93</b>	<b>19,332,116.84</b>
<b>SCHEDULE - 4 - INVESTMENTS</b>		
Units of Mutual Funds incl. dividend reinvested (NAV 31/03/2012 - Rs. 39,62,560.20)	4,153,571.44	4,153,571.44
Fixed Deposit with Banks	42,252,505.00	30,622,037.00
<b>Total Rs.</b>	<b>46,406,076.44</b>	<b>34,775,608.44</b>
<b>SCHEDULE - 5 CASH AND BANK BALANCES</b>		
Cash in hand	13,040.00	8,797.00
Imprest with Staff/Regions	46,216.86	102,688.40
Savings Bank Account	8,351,857.40	17,069,488.41
<b>Total Rs.</b>	<b>8,411,114.26</b>	<b>17,180,973.81</b>
<b>SCHEDULE - 6 LOANS AND ADVANCES</b>		
Projects	45,380.06	100,654.66
Others	465,380.00	449,336.50
TDS Recoverable	226,255.09	71,968.79
Security Deposits	162,306.00	140,086.00
<b>Total Rs.</b>	<b>899,321.15</b>	<b>762,045.95</b>
<b>SCHEDULE - 7 PERSONNEL COSTS</b>		
Salaries & Allowances	1,696,700.00	1,719,897.00
Contribution to Staff Provident Fund		689,544.00
Society's Contribution to Staff Gratuity	1,972,428.00	1,000,000.00
Society's Contribution to SDF	20,256.00	33,850.00
Group personal Accident Insurance	143,617.00	
Leave Travel Concession		3,500.00
<b>Total Rs.</b>	<b>3,833,001.00</b>	<b>3,446,791.00</b>
<b>SCHEDULE-8 TRAVEL COSTS</b>		
Travelling & Conveyance	217,961.50	520,184.70
<b>Total Rs.</b>	<b>217,961.50</b>	<b>520,184.70</b>



*[Handwritten signature]*

<b>SCHEDULE-9 ADMINISTRATIVE OVERHEADS</b>		
Printing & Stationery	75.00	1,467.00
Ground Rent & Property Tax	86,408.00	1,886.00
Rent, Water & electricity	4,096.00	167,406.00
Postage & Telecommunication	40,120.00	17,885.00
Payments to Auditors	-	71,935.00
Subscriptions - Books & Periodicals	526.00	420.00
Repairs Renewals/Office Maintenance	198,693.00	876,617.00
Annual maintenance contract	-	114,058.00
Staff welfare & Refreshments	35,363.00	11,290.00
Property Insurance	-	27,901.00
Legal & Professional Charges	10,031.00	104,945.00
Loss on Sale of Assets	-	17,600.74
Bank Charges	204.36	1,985.10
Miscellaneous	-	5,319.00
Computer Related Services	-	9,075.00
<b>Total Rs.</b>	<b>375,516.36</b>	<b>1,429,789.84</b>
<b>SCHEDULE - 10 HRD COSTS</b>		
Staff Recruitment	7,250.00	2,190.00
<b>Total Rs.</b>	<b>7,250.00</b>	<b>2,190.00</b>
<b>SCHEDULE - 11 IGSSS OWN PROJECTS</b>		
IGSSS Project Fund Expenses	871,722.00	852,677.50
	<b>871,722.00</b>	<b>852,677.50</b>



*[Handwritten signature]*



INDO GLOBAL SOCIAL SERVICE SOCIETY  
SCHEDULE-3 (Foreign Contril)

DESCRIPTION	COST				DEPRECIATION				WRITTEN DOWN VALUE OF ASSETS	
	OPENING	ADDITIONS	DELETIONS	CLOSING BALANCE	OPENING BALANCE	FOR THE YEAR	WRITTEN BACK	CLOSING BALANCE	WDV AS ON	WDV AS ON
	BALANCE 01.04.2011			31.03.2012	01.04.2011			31.03.2012	31.03.2012	31.03.2011
FIXED ASSETS purchased till 31.03.2003										
- LAND-LEASEHOLD	101,524.65			101,524.65					101,524.65	101,524.65
- BUILDING OFFICE	3,304,779.40			3,304,779.40	2,524,567.69	74,879.66		2,599,447.35	705,332.05	780,211.71
- EQUIPMENT	1,170,477.17		1,250.00	1,169,227.17	1,097,669.30	10,919.19	1,225.44	1,107,363.05	61,864.12	72,807.87
- ELEVATOR										
- ELECTRICAL FITTINGS & FANS	74,062.22			74,062.22	57,319.11	1,674.30		58,993.41	15,068.81	16,743.11
- FURNITURE & FIXTURES	1,513,222.53		80,215.80	1,433,006.73	1,148,164.62	36,671.43	64,509.91	1,120,326.14	312,680.59	365,057.91
- VEHICLES								0.02	(0.02)	(0.02)
- CYCLE	1,100.00			1,100.00	1,082.48	2.62		1,085.10	14.90	17.52
- COMPUTERS	1,296,484.50		5,548.00	1,290,936.50	1,286,417.98	39.40	5,547.88	1,290,909.50	27.00	66.52
TOTAL	7,461,650.47		87,013.80	7,374,636.67	6,125,221.20	124,186.50	71,283.23	6,178,124.57	1,196,512.10	1,336,429.27
FIXED ASSETS PURCHASED AFTER 31.03.2003										
OUT OF SPECIFIC FUNDS										
- LAND-LEASEHOLD										
- BUILDING OFFICE	9,174,119.60		14,000.00	9,174,119.60	4,727,388.29	444,673.12		5,172,061.41	4,002,058.19	4,446,731.31
- EQUIPMENT	2,744,186.00	522,137.00		3,252,323.00	755,207.62	341,567.33	2,100.00	1,094,674.95	2,157,648.05	1,988,978.38
- ELEVATOR										
- ELECTRICAL FITTINGS & FANS	41,049.00	9,115.00		50,164.00	7,917.38	3,768.91		11,686.29	38,477.71	33,131.62
- FURNITURE & FIXTURES	590,752.00	122,249.00	2,475.00	710,526.00	203,165.06	45,870.63	470.25	248,565.44	461,960.56	387,586.94
- VEHICLES	1,753,445.00	47,390.00		1,800,835.00	838,548.39	144,342.98		982,891.37	817,943.63	914,896.61
- CYCLE	24,350.00	12,000.00		36,350.00	8,682.37	4,148.64		12,841.01	23,508.99	15,657.63
- COMPUTERS	4,326,621.00	537,658.00	36,750.00	4,827,529.00	3,799,312.64	537,988.50	32,634.00	4,304,667.14	522,861.86	527,308.36
TOTAL	18,654,522.60	1,250,549.00	53,225.00	19,851,846.60	10,340,231.75	1,522,360.11	35,204.25	11,827,387.61	8,024,468.99	8,314,290.85
FIXED ASSETS PURCHASED AFTER 31.03.2003										
OUT OF GENERAL FUND										
- LAND-LEASEHOLD										
- BUILDING OFFICE	692,072.99		13,550.00	678,522.99	551,429.57	44,797.49	7,373.07	588,853.99	89,669.00	140,643.42
- EQUIPMENT	795,903.00			795,903.00	380,436.66	62,319.95		442,756.61	353,146.39	415,466.34
- ELEVATOR										
- ELECTRICAL FITTINGS & FANS	37,206.00			37,206.00	9,468.67	3,068.74		12,537.41	24,668.59	27,737.33
- FURNITURE & FIXTURES	326,125.00			326,125.00	162,627.15	15,299.78		177,926.93	148,198.07	163,497.85
- VEHICLES	1,541,097.00		723,035.00	818,062.00	896,275.31	48,601.08	402,220.53	542,655.86	275,406.14	644,821.69
- CYCLE								0.02	(0.02)	(0.02)
- COMPUTERS	231,817.00			231,817.00	229,946.66	1,122.58		231,069.24	747.76	1,870.34
TOTAL	3,624,220.99		736,585.00	2,887,635.99	2,230,184.04	175,209.62	409,593.60	1,995,800.06	891,835.93	1,394,036.95
GRAND TOTAL	29,740,394.06	1,250,549.00	876,823.80	30,114,119.26	18,695,636.99	1,821,766.33	516,081.08	20,001,312.24	10,112,807.02	11,044,757.07

